

CYCLONE SLIM SYSTÈME

by PETRIDIS



Système linéaire suspendu ou plafond
 Modules courbes ou droits avec possibilité de mise en ligne
 Corps aluminium
 Teinte au choix parmi 54 RAL et 8 finitions spéciales

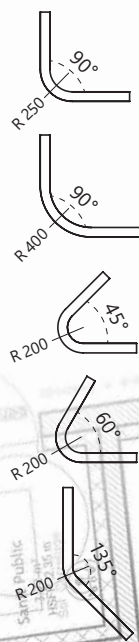
Diffuseur PMMA satiné
 Eclairage diffusant direct

Kit de suspension à commander séparément

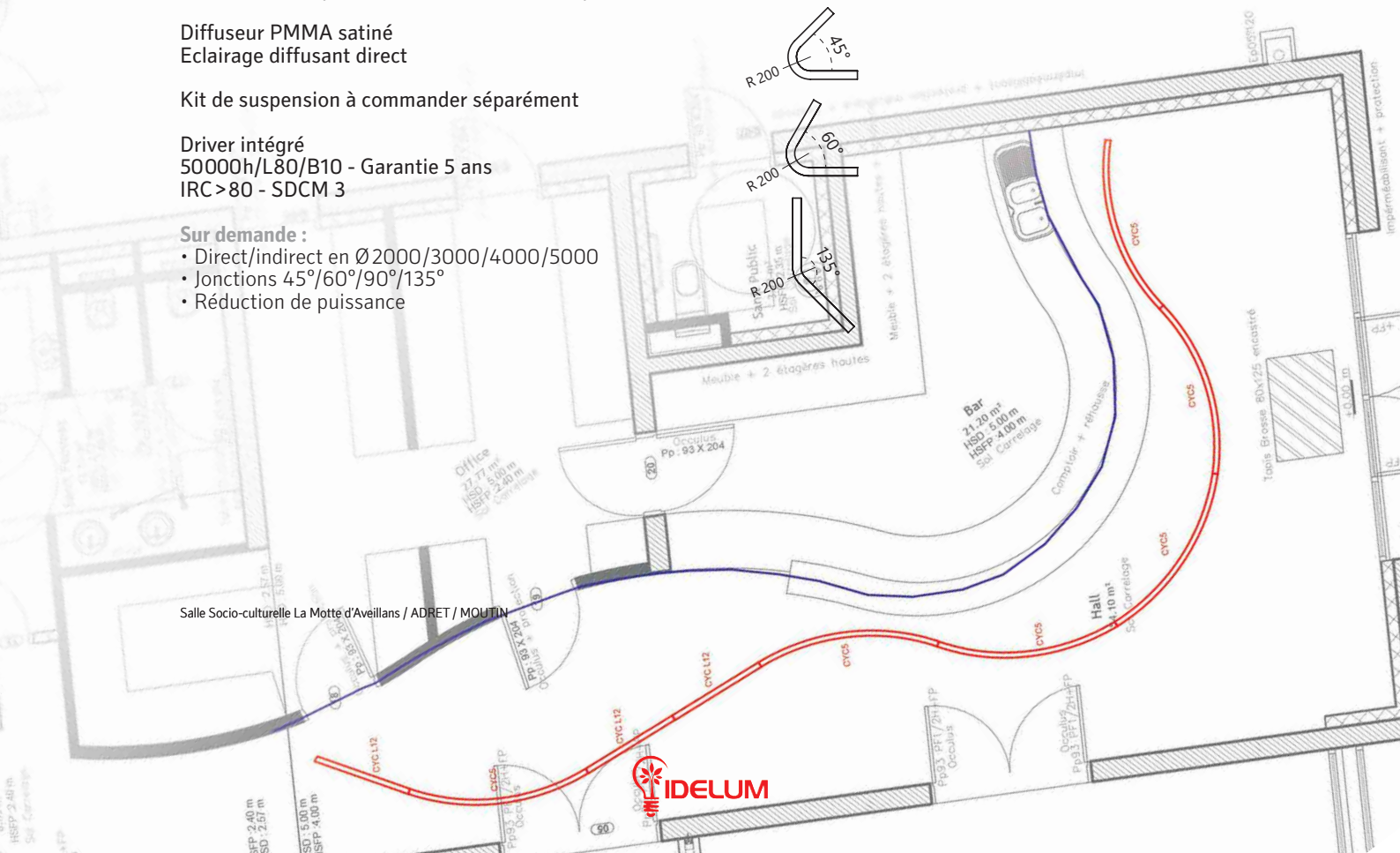
Driver intégré
 50000h/L80/B10 - Garantie 5 ans
 IRC > 80 - SDCM 3

Sur demande :

- Direct/indirect en Ø2000/3000/4000/5000
- Jonctions 45°/60°/90°/135°
- Réduction de puissance



Salle Socio-culturelle La Motte d'Aveillans / ADRET / MOUTIN



CYCLONE SLIM SYSTÈME

by PETRIDIS

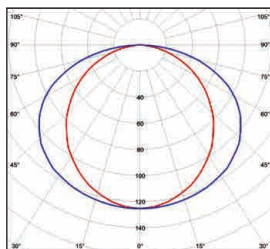


Salle Socio-culturelle La Motte d'Aveillans / ADRET / MOUTIN



■ CYCLONE SLIM SYSTÈME / MODULE DROIT

Code article	Watt	Teinte LED	L	Tarif € HT
Module 1,20m :				
CYC-8241612X	29W	3000K	1200mm	NC
CYC-8241613X		4000K		
Module 1,50m :				
CYC-8241622X	35W	3000K	1500mm	NC
CYC-8241623X		4000K		
Module 1,80m :				
CYC-8241632X	42W	3000K	1800mm	NC
CYC-8241633X		4000K		
Module 2,10m :				
CYC-8241642X	48W	3000K	2100mm	NC
CYC-8241643X		4000K		
Module 2,70m :				
CYC-8241652X	62W	3000K	2700mm	NC
CYC-8241653X		4000K		



■ ACCESSOIRE / OPTION / pour MODULE DROIT et MODULE COURBE

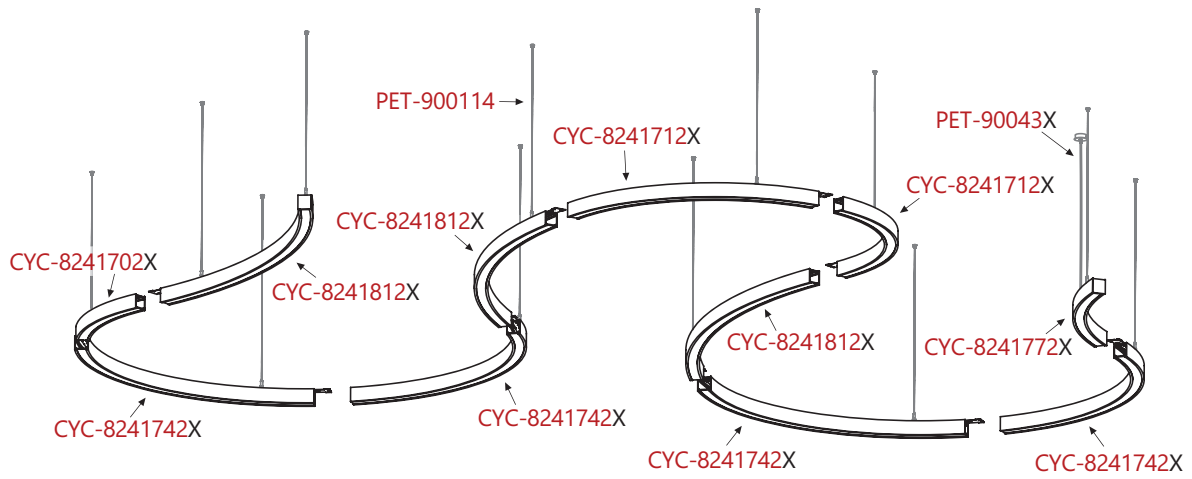
PET-900114	Câble acier de suspension 2m (l'unité)	NC
PET-90042X	Alimentation 2m, 3x0,75mm ² et cache-piton Ø80mm	NC
PET-90048X	Alimentation 2m, 5x0,50mm ² et cache-piton Ø100mm	NC
OPTION	Driver pour gradation DALI / SWITCH-DIM	NC

X = 0 (Finition à préciser, consulter notre nuancier), 1 (Blanc), 2 (Gris alu RAL 9006) ou 3 (Noir)



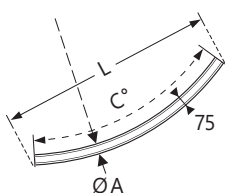
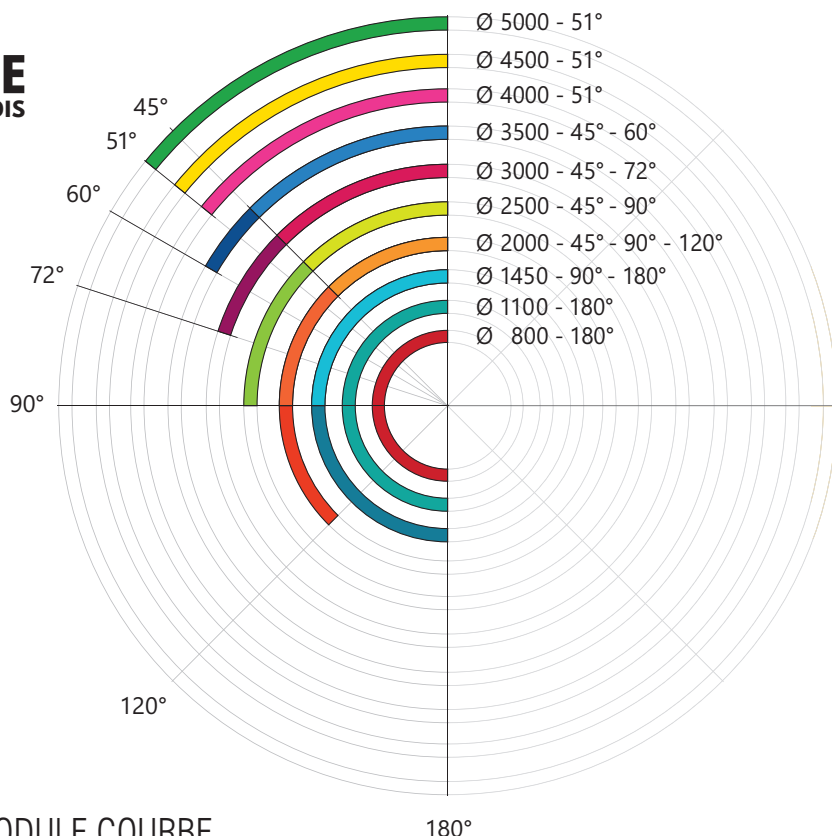
CYCLONE SLIM SYSTÈME

by PETRIDIS



CYCLONE SLIM SYSTÈME

by PETRIDIS



■ CYCLONE SLIM SYSTÈME / MODULE COURBE

Code article	Watt	Teinte LED	C°	Ø A	L	Tarif € HT
Module Ø 800mm :						
CYC-824166xX	25W	3000K ou 4000K	180°	800mm	800mm	NC
Module Ø 1,10m :						
CYC-824167xX	38W	3000K ou 4000K	180°	1100mm	1100mm	NC
Module Ø 1,45m :						
CYC-824168xX	22W	3000K	90°	1450mm	1025mm	NC
CYC-824169xX	48W	ou 4000K	180°		1450mm	NC
Module Ø 2m / 3 modules de 120° pour composer 1 cercle de 2m :						
CYC-824170xX	18W	3000K ou 4000K	45°	2000mm	765mm	NC
CYC-824171xX	35W		90°		1415mm	NC
CYC-824172xX	48W		120°		1730mm	NC
Module Ø 2,50m / 4 modules de 90° pour composer 1 cercle de 2,50m :						
CYC-824173xX	22W	3000K ou 4000K	45°	2500mm	955mm	NC
CYC-824174xX	45W		90°		1770mm	NC
Module Ø 3m / 5 modules de 72° pour composer 1 cercle de 3m :						
CYC-824175xX	28W	3000K ou 4000K	45°	3000mm	1150mm	NC
CYC-824176xX	42W		72°		1765mm	NC
Module Ø 3,50m / 6 modules de 60° pour composer 1 cercle de 3,50m :						
CYC-824177xX	32W	3000K ou 4000K	45°	3500mm	1340mm	NC
CYC-824178xX	42W		60°		1750mm	NC
Module Ø 4m / 7 modules de 51° pour composer 1 cercle de 4m :						
CYC-824179xX	42W	3000K ou 4000K	51°	4000mm	1725mm	NC
Module Ø 4,50m / 7 modules de 51° pour composer 1 cercle de 4,50m :						
CYC-824180xX	45W	3000K ou 4000K	51°	4500mm	1940mm	NC
Module Ø 5m / 7 modules de 51° pour composer 1 cercle de 5m :						
CYC-824181xX	52W	3000K ou 4000K	51°	5000mm	2150mm	NC

x = 2 (3000K), 3 (4000K)

X = 0 (Finition à préciser, consulter notre nuancier), 1 (Blanc), 2 (Gris alu RAL 9006) ou 3 (Noir)




CYCLONE SLIM SYSTÈME

by PETRIDIS




TEINTES RAL


n u a n c i e r



RAL 1003
Jaune sécurité



RAL 1033
Jaune dahlia



RAL 4008
Violet de sécurité




RAL 7001
Gris argent




RAL 1013
Blanc perlé



RAL 1035
Beige nacré




RAL 5003
Bleu saphir




RAL 7011
Gris fer



RAL 1015
Ivoire clair




RAL 1036
Or nacré




RAL 5010
Bleu gentiane




RAL 7015
Gris ardoise



RAL 1017
Safran




RAL 2011
Orangé foncé




RAL 5022
Bleu nuit




RAL 7016
Gris anthracite




RAL 1018
Jaune zinc



RAL 3000
Rouge feu




RAL 6005
Vert mousse




RAL 7021
Gris noir




RAL 1019
Beige gris




RAL 3012
Rouge beige




RAL 6018
Vert jaune




RAL 7022
Gris terre d'ombre




RAL 1023
Jaune signalisation




RAL 3020
Rouge signalisation



RAL 6021
Vert pâle




RAL 7024
Gris graphite




RAL 1027
Jaune curry



RAL 4003
Violet bruyère



RAL 6024
Vert signalisation



RAL 7026
Gris granit


t e i n t e s

R A L


n u a n c i e r
FINITIONS SPECIALES




RAL 7030
Gris pierre



RAL 7047
Telegris 4



RAL 9005
Noir foncé




Y22051
Or anodique




RAL 7032
Gris silex



RAL 7048
Gris souris nacré




RAL 9006
Aluminium blanc




SP-GOLD-M
Or métallique




RAL 7035
Gris clair




RAL 8007
Brun fauve




RAL 9007
Aluminium gris




47290
Bronze Arnavi




RAL 7036
Gris platine




RAL 8014
Sépia



RAL 9010
Blanc pur



Y2317F01
Beige doré mat



RAL 7037
Gris poussière



RAL 8015
Marron châtaigne



RAL 9011
Noir graphite




EWO 041D
Argent chromé 2




RAL 7039
Gris quartz




RAL 8029
Cuivre nacré




RAL 9016
Blanc signalisation



MW3061
Phosphore de Skouries




RAL 7040
Gris fenêtre




RAL 9001
Blanc crème



YW359F
Anthracite



RAL 7043
Gris signalisation B



RAL 9002
Blanc gris



40981
Bronze Lario